

Historic, Archive Document

Do not assume content reflects current scientific knowledge, policies, or practices.

62.01



Flowerwood **NURSERY**

AZALEAS AND CAMELLIAS OUR SPECIALTY


PHONE 2-6372
RT. 1, BOX 130 CEDAR POINT ROAD
MOBILE, ALABAMA
PHONE 361
LOXLEY, ALABAMA
MAIL CAMELLIA ORDERS TO LOXLEY, ALABAMA



**1951
1952**

WHOLESALE CATALOGUE

PRIDE OF MOBILE



The Pride of Mobile azalea is, in our opinion, the most beautiful and satisfactory of all Indica Azaleas. Its color is brilliant watermelon red, and blooms more profusely than most other varieties. The true Pride of Mobile, which we have, is a very hardy plant, and stands more cold than any other variety of Indica azalea. It generally blooms a little later than the other varieties, and the blooms, therefore, are not so often damaged by late cold weather.

FLOWERWOOD NURSERY, INC.

GREGORY L. SMITH, PRESIDENT

NURSERIES LOCATED:

MOBILE, ALABAMA

Telephone 2-6372

Telephone Nights

Gregory L. Smith — 2-4773

Sidney B. Meadows — 3-4491

Sidney B. Meadows — Manager

This is the home nursery which has specialized since the beginning of its business in the growing of fine Camellias and Azaleas. Here we are concentrating most of our efforts on the growing of lath azaleas and propagation of camellias, azaleas and ornamentals. We have 26,000 square feet under glass and many acres under lath. Our nursery is located very near Mobile Bay, and is surrounded by streams giving us a moderate climate for growing plants.

LOXLEY, ALABAMA, BRANCH

Telephone 361

Robert Duck — Manager

Our Loxley Nursery which was started only 6 years ago has developed into one of the finest azaleas and camellia nurseries in the South. In our fields we have over 100 acres of beautiful specimen camellias along with many acres of azaleas and some other ornamentals.

In addition to the field plants we have extensive laths with thousands of camellias and azaleas. The picture on the front of the catalog shows one of our camellia shade houses containing $\frac{1}{2}$ million camellia liners.

We have expanded and developed this new nursery so as to enable us to better serve our many customers. We feel that with this extensive supply of plants we are now in a position to supply you with the very best in azaleas and camellias.

You are cordially invited to visit our nurseries at any time.

TERMS AND CONDITIONS OF SALE

DISCOUNTS: A 20% discount will be given on all Balled & Burlapped plants which do not have to be crated and are

loaded directly onto the customer's truck from growing beds or fields. There will be no discount allowed on lining out stock.

TERMS: Cash with order. No discount allowed except the one mentioned above.

C. O. D. orders will be considered only when a deposit of 25% is sent with order.

All plants selected or marked by customers in advance of the growing season will be regraded and priced according to size when delivered.

SHIPPING: Please state whether you want shipment by Express, Motor Freight, or Railway Freight. Parcel Post shipments will be made only if the amount of postage is included in order.

SIZE OF ORDER: Due to the present cost of packing we will not be able to accept any orders for shipment for less than \$10.00.

CLAIMS: We guarantee our plants to be true to variety and in good condition at time of delivery. Our responsibility ceases upon delivery to the carrier. All claims must be made immediately upon receipt of stock. We will adjust any mistake made by us, but in no case will our liability exceed the purchase price.

AZALEAS

Azaleas are not difficult to grow, and require very little attention, if proper care is taken to see that they are planted in congenial surroundings. All azaleas must be planted in an acid, well-drained soil. Kurume azaleas will not survive water standing on the ground around them. Indica azaleas will stand poor drainage better than Kurumes, but it is not to their liking. They will prosper either in partial shade or in the full sun, provided the roots are not allowed to be damaged by heat during the hot weather. This can be avoided by a mulch of oak leaves or pine straw. It is not good for azaleas to bank them with leaf mold or to put a high bank of leaves or straw around them. If the dirt or mound is built up around the plant, the roots grow to the surface and become exposed to the sun, which causes serious damage in dry spells. Furthermore, if there is a mound built up around the stem of the plant this will cause water to drain away from the plant during dry weather, when moisture is necessary. All azaleas like plenty of water, provided the drainage is good.

As azalea roots are very fine and require a large amount of moisture, the plants do not thrive in close proximity to trees that have surface roots, such as pecan trees, water oaks, and hickory trees. However, they will do well near such trees if they are constantly watered during dry weather.

The Indica azaleas stand much more heat than the Kurume azaleas. They are native to the deep South, while the Kurume azaleas do much better in colder climates.

We have found the safest all round fertilizer for azaleas to be cotton seed meal. It should be scattered on the top of the ground around the plant and allowed to wash in the soil, without being cultivated. Azaleas may be fertilized with commercial fertilizers having an acid reaction, but it is very necessary to use great care, because most of the roots are near the surface, and are easily burned.

A spray consisting of one gallon of water, three level tablespoons of Volck, or other white oil emulsion, two level tablespoons of Derris powder, and one teaspoon of Black Leaf 40 will take care of any of the insects and scales that affect azaleas. The spraying should be done just after the blooming season in the Spring, and repeated at intervals of not less than three to four weeks, until the trouble has been remedied. It is of course necessary to apply the spray with force, and directly on the part that is affected, which in most instances is on the bottom of the leaves and in the forks of the twigs.*

AZALEA INDICA

Indica azaleas are not hardy in cold climates, but they are adaptable for plantings throughout the entire Gulf Coast Section, and along the Atlantic Coast area as far north as North Carolina.

DAPHNE SALMON (Lawsal) — Light salmon. Fast, compact, upright grower, very hardy and blooms profusely. One of the finest of the Indica azaleas.

DUC DE ROHAN — Salmon pink. Profuse bloomer and compact grower.

ELEGANS — Light pink. A fast upright grower, and one of the first to bloom.

FIELDERS WHITE — A large pure white. Medium low compact grower.

*See our spray schedule on page 35.




INDICA AZALEA

8-10 inch



INDICA AZALEA

10-12 inch



INDICA AZALEA

12-18 inch

FISHER PINK — Light pink. Blooms mid-season about the same time as Pride of Mobile. Large flowers, profuse bloomer, compact grower. We think this is one of the best.

FORMOSA — Light purple with pink cast. Large flowers, large dark green leaves, fast dense grower. Very hardy. The best of its color.

GEORGE L. TABER — Flesh pink with deeper markings. Low compact grower.

GLORY OF SUNNYHILL — Salmon or brick dusk pink. Compact irregular grower. Large light green leaves. Very satisfactory bloomer.

INDICA ALBA — Pure white. Light green, hairy leaves, upright grower, mid-season bloomer. Very hardy.

INDICA ROSEA — Large blooms with red throat fading to light pink on outer edges. Very showy. Upright, vigorous grower.

LATANA ALBA — White. Dwarf, bushy grower, late bloomer.

LILACINA — Light orchid. Strong grower with large leaves. Very fragrant.

MOSS POINT RED — Orange red. Compact grower, dark green leaves, large, waxy flower, late bloomer.

ORCHID — Light orchid. Medium sized flower, early bloomer, fast, upright grower.

PHOENICIA — Large purplish pink flowers. Vigorous grower.

PRESIDENT CLAY — Orange red. Vigorous grower. Blooms mid-season. Very hardy.

PRIDE OF DORKING — Deep red. Late bloomer. Compact grower.

PRIDE OF MOBILE — This is the finest and most beautiful of all azaleas. Lovely watermelon pink blooms regularly and profusely cover the bushes. The larger plants cover with blooms to such an extent that the foliage is hardly visible, and even very small bushes make a wonderful display of flowers. It is a very hardy variety. We have the true Pride of Mobile, which is much better than many watermelon pinks sold for it, which are not as hardy.

SOUTHERN CHARM — A sport of Formosa with the same foliage and growing habits. Large pink blooms.

SUBLANCEOLATA — Large deep orange blossoms. Late bloomer. Tall open grower.

KURUME AZALEAS

Almost all florists and growers of pot plants are now familiar with the use of Kurume azaleas for pot plants, as each year the demand for them has grown tremendously. The trade has found these azaleas, which cover with a profusion of beautiful flowers when they come into bloom, to be very popular pot plants, and also a profitable crop that requires very little care or expense. They should be potted in a light soil, preferably with some peat mixed in, and kept well watered. In a 50 to 60 degree house the plants should come into bloom within six weeks to two months.

In addition to the use of Kurume azaleas for pot plants, they are extensively used for landscape work. They are a dwarf type of azalea, much hardier than the Indica varieties, and are very popular in cooler climates.

APPLE BLOSSOM — Pink hose-in-hose flowers.

BRIDESMAID — Big salmon pink flowers. More vigorous grower than other Kurumes.

CHINA SEA — A compact rose-pink hose-in-hose with large flowers. Mid-season bloomer.

CHRISTMAS CHEER — Free bloomer of the brightest red, hose-in-hose type flowers. Small dark green leaves. Mid-season.

CORAL BELLS — The most popular of all the Kurume azaleas, and the most adaptable variety for forcing. Beautiful shell pink flowers of the hose-in-hose type. Small glossy foliage, and compact grower.

FIREFLY — Brilliant red. Large single flowers. Hardy compact grower.

FLAME — Brilliant red, suffused with copper, bright and showy. Upright fast grower with good foliage.

FORTUNE — Compact, bright salmon pink hose-in-hose. Medium size flowers. Mid-season bloomer.

GARDENIA SUPREME — Pure white. Hose-in-hose. Dark green foliage. Vigorous grower.

HEXE — Slow, compact grower, with showy deep scarlet, hose-in-hose flowers.

HINODEGIRI — Brilliant red flowers. Profuse bloomer, low bushy plants. Mid-season. Very good for pot plants.

HORTENSIA — Large soft pink. Hose-in-hose. Blossoms produced in large trusses.

KAEMPFERI — Large single brilliant red blooms. Vigorous upright grower. Late bloomer. Hardy.

LAVENDER QUEEN — Light lavender. Very free flowering. Slow, compact grower with dark green foliage.

MADAM PERICAT — Light pink hose-in-hose. Late bloomer. Vigorous grower.

MAUVE BEAUTY — Flowers of a delicate mauve shade literally cover the entire plant. Compact, dwarf grower.

PEACH BLOW — Single flowers of a beautiful shade of peach-pink, and having ruffled edges. Early.



KURUME AZALEA

10-12 inch



KURUME AZALEA

8-10 inch



KURUME AZALEA

6-8 inch

PINK PEARL — Beautiful salmon, hose-in-hose flowers, produced in large clusters. Fast grower, early.

PINNOCHIO — Free flowering, rusty red. Compact, with good foliage.

SALMON BEAUTY — Large hose-in-hose deep salmon flowers, large glossy green leaves. Mid-season.

SNOW — Pure snow-white hose-in-hose type. Compact grower and profuse bloomer. Mid-season. Very popular.

SWEET BRIER — Medium size single pink flowers. Very hardy.

SWEETHEART SUPREME — Medium size blush pink. Hose-in-hose blossoms. Excellent compact grower.

Azalea orders may be addressed to Flowerwood Nursery in Mobile or Loxley, Alabama.

EXTRA FINE AZALEA LINERS FOR SPRING DELIVERY

Again we will be able to offer first quality azalea liners for Spring delivery. These azaleas were transplanted to cold frames early and are now growing into compact, heavy rooted plants.

Many retail nurserymen have profited by taking advantage of Flowerwood packaged azalea liners in bundles of ten for resale. Don't omit this profitable item in your spring sales.

Indica Liners

Daphne Salmon (Lawsal)	Latana Alba
Duc de Rohan	Lilacina
Fielders White	Moss Point Red
Fishers Pink	President Clay
Formosa	Pride of Dorking
Glory of Sunnyhill	Pride of Mobile
Indica Alba	Southern Charm
Judge Solomon	Sublanceolata

Kurume Liners

Apple Blossom	Madam Pericat
Bridesmaid	Mauve Beauty
Christmas Cheer	Peach Blow
Coral Bells	Pink Pearl
Firefly	Pinnochio
Flame	Salmon Beauty
Fortune	Salmon Queen
Hexe	Snow
Hinodegiri	Sweet Brier
Hortensia	Sweetheart
Kaempferi	Supreme
Macrantha	Yae-Giri

Budded Azaleas

The following azaleas are well shaped, heavy rooted stock, either lath or field grown.

All azalea prices are based on plants being dug and shipped without burlap around the root ball. If requested, azaleas will be burlapped at an extra charge to cover actual cost.

Indica Azaleas

Daphne Salmon	Lilacina
Elegans	Moss Point Red
Fishers Pink	Orchid
Formosa	Phoenicia
Geo. L. Taber	President Clay
Glory of Sunnyhill	Pride of Mobile
Indica Alba	Southern Charm
Indica Rosea	Sublanceolata
Latana Alba	

Prices of Indica Azaleas

	Each	10	100
8-10 inch, with buds.....	\$.45	\$ 4.00	\$ 35.00
10-12 inch, with buds.....	.60	5.50	50.00
12-18 inch, with buds.....	.85	8.00	75.00
18-24 inch, with buds.....	1.20	11.50	110.00
24-30 inch, with buds.....	1.50	13.00	125.00

Kurume Azaleas

Apple Blossom	Kaempferi
Bridesmaid	Lavender Queen
China Sea	Madam Pericat
Christmas Cheer	Mauve Beauty
Coral Bell	Peach Blow
Firefly	Pink Pearl
Flame	Pinnocchio
Fortune	Salmon Beauty
Gardenia Supreme	Snow
Hexe	Sweet Brier
Hinodegiri	Sweetheart
Hortensia	Supreme

Prices of Kurume Azaleas

	Each	10	100
4- 6 inch, with buds.....	\$.50	\$ 4.50	\$ 40.00
6- 8 inch, with buds.....	.65	6.00	55.00
8-10 inch with buds.....	.85	8.00	75.00
10-12 inch, with buds.....	1.10	10.50	100.00
12-18 inch, with buds.....	1.35	13.00	125.00
18-24 inch, with buds.....	1.65	16.00	150.00

CAMELLIAS

Camellias will grow and prosper under widely varying conditions as to soil and temperature, but it is absolutely essential that they have good drainage. It is useless to plant a Camellia at any place where the water will stand after a hard rain. They will grow in almost dense shade and in the full sun. Camellias will stand a good deal of severe weather, if the cold comes gradually and the plants have an opportunity to harden up before the first severe freeze. However, an early severe freeze, while the growth is still tender, will probably cause damage to the buds.

Camellias, like Azaleas, prefer an acid soil, but will stand a broader variation of soil, and will grow well even if the soil is just slightly acid.

Camellias are subject to several forms of scale which can be easily controlled by spraying. A spray of one gallon of water, three tablespoons of Volck, or other white oil emulsion, and one teaspoon of Black Leak 40, will be effective. Care should be used not to spray in the hot sun. If the plant is not shaded, it should be sprayed late in the afternoon, if possible. Otherwise the leaves are likely to be badly burned, which will retard the growth of the plant. Generally it is sufficient to spray in the spring and again in the fall, but if a plant is badly infested with disease we recommend spraying every three weeks until the scale is killed.*

Sometimes camellias are affected by the disease commonly known as "die-back." This is due to a fungus. We have had satisfactory results in controlling this disease by spraying with Bordeaux mixture three times in the Spring, at ten-day intervals, when the first new growth starts. It is very important that the spraying be done at the time the new growth starts, and the plant should be sprayed thoroughly so as to wet all the branches and the trunk. See spray schedule page.

*See our spray schedule on page 35.

A thin mulch of oak leaves or pine straw is good for camellias. Almost any fertilizer that does not have an alkaline reaction can be used.

In planting camellias it is absolutely necessary to avoid planting them too deep. The importance of this cannot be stressed too much. If the stem is one inch deeper than it was formerly grown, the growth of the plant will be greatly retarded, and if it is planted several inches deeper the plant will die. In setting the plant in its new position, the ball should be level with the ground.

In the past few years many growers in sections where camellias will not survive planted outside have become aware of the value of growing camellias in their greenhouses as a source of cut flowers for corsages, etc. These plants increase in value from year to year as they grow larger and cover more profusely with blooms. We think all growers would find it profitable to stock a part of their houses with the varieties of camellias that adapt themselves best to greenhouse culture, and make the nicest cut flowers, as the demand for them is growing each year. We have one greenhouse completely stocked with camellias, and have been growing them in our greenhouses ever since Flowerwood Nursery was established. It is not a difficult matter to grow them in the greenhouse, and if you should be interested in planting some camellias in your greenhouses, either directly in the ground, or growing them in pots or tubs, where they can be moved out in the summer, we shall be very glad to advise you of the varieties that we believe are best suited for this purpose, and also to give you what ever advice we can from our experience in growing these plants in the greenhouse.

Address all Camellia Orders to Flowerwood Nursery, Loxley, Alabama.
--

LINING OUT STOCK CAMELLIA LINERS

Don't overlook these wonderful plants in your planting for next season. Come see them and you will agree that we have the finest crop of camellia liners you have ever seen. The following steps were taken to assure you of getting heavy rooted, vigorous, disease free stock.

1. Planted in well drained new soil.
2. Generous application of peat to provide aeration.

3. Beds were raised six inches to further insure proper drainage.
4. Fumigated beds with double dose of MC-2 as further insurance against soil borne diseases, insects, and weed seed.
5. Plants were spaced so as to give ample growing room.
6. Spray schedule was strictly followed to eliminate scales and other insects.
7. Fertilized lightly with a balanced complete fertilizer.

We feel sure the above practices have been responsible for the excellent camellia liners we have to offer this season.

Outstanding Camellia Liners

This group, usually available in grafts only, will make it possible for you to expand your collection of outstanding camellias at a minimum expense.

Variety	6-8"	8-12"	12-18"
Admiral Nimitz	\$.70	\$.80	\$.90
Ara-Jishi70	.80	.90
Adolphe Audusson70	.80	.90
Big Beauty70	.80	.90
Black Dragon70	.80	.90
Donkelaari70	.80	.90
Elizabeth Boardman70	.80	.90
Eugene Lizze70	.80	.90
Glen 4070	.80	.90
Haku-Rakuten70	.80	.90
Lady Charlotte70	.80	.90
Lindsey Neil70	.80	.90
Rosea Superba, Var.70	.80	.90
Vedrine70	.80	.90
Virgins Blush70	.80	.90
Woodville Red70	.80	.90
Yuki-Botan70	.80	.90

Rare Camellia Liners

GROUP I

Minimum Order — 5 of a Variety

Variety	6-8"	8-12"	12-18"
C. M. Hovey	\$.60	\$.70	\$.80
Lady Vansittart60	.70	.80
Liberty Bell60	.70	.80
Madame Chiang Kai-Shek60	.70	.80
Magnoliaeflora60	.70	.80
Purple Dawn60	.70	.80
White Empress60	.70	.80

Rare Camellia Liners

GROUP II

Minimum Order — 10 of a Variety

Variety	6-8"	8-12"	12-18"
Debutante	\$.40	\$.50	\$.60
Duchess of Sutherland40	.50	.60
Gigantea Alba40	.50	.60
H. A. Downing40	.50	.60
La Reine, Var.40	.50	.60
Laurel Leaf40	.50	.60
Lurie's Favorite40	.50	.60
Marchioness of Exeter40	.50	.60
Rasen Zome40	.50	.60
Rev. John Bennett40	.50	.60

Camellia Liners

CLASS A-1

Minimum Order — 10 of a Variety

Variety	6-8"	8-12"	12-18"
Alba Plena	\$.30	\$.40	\$.50
Col. Fiery30	.40	.50
Colletti Maculata30	.40	.50
Doris Madalia30	.40	.50
Empress30	.40	.50
Florence Stratton30	.40	.50
Gigantea30	.40	.50
Haku-Bai30	.40	.50
Margaret Higdon30	.40	.50
Nagasaki30	.40	.50
Pink Star30	.40	.50
Pride of Greenville30	.40	.50
Princess Nagaskie30	.40	.50
Queen Bessie30	.40	.50
Sara-Sa30	.40	.50
Scarlett O'Hara30	.40	.50
Sept. Morn30	.40	.50
Snowdrift30	.40	.50
Victory White30	.40	.50
White Giant30	.40	.50

Camellia Liners

CLASS A

Minimum Order — 10 of a Variety

Variety	6-8"	8-12"	12-18"
After Glow	\$.20	\$.30	\$.40
Anna Frost20	.30	.40
Blush Hibiscus20	.30	.40
Caprice20	.30	.40
Chandleri Elegans20	.30	.40
Corinne Fonde20	.30	.40
Duncan Bell20	.30	.40
Eleanor Haygood20	.30	.40
Elena Nobile20	.30	.40
Elizabeth Arden20	.30	.40
Fanny Bolis20	.30	.40
Festiva20	.30	.40
Herme20	.30	.40
Margarita Caleoni20	.30	.40
Monarch20	.30	.40
Pink Perfection20	.30	.40
Pride of Houston20	.30	.40
Smiling Beauty20	.30	.40
Victor Emanuel20	.30	.40
Waterloo20	.30	.40
White Pine Cone20	.30	.40

Camellia Liners

CLASS B

Minimum Order — 10 of a Variety

Variety	6-8"	8-12"	12-18"
Anna Zucchini	\$.15	\$.20	\$.25
Caldwell15	.20	.25
Concordia15	.20	.25
Countess of Newport15	.20	.25
Deep Red15	.20	.25
Elizabeth15	.20	.25
Fishers Rose15	.20	.25
Jarvis Red15	.20	.25
Kellingtonia15	.20	.25
Lady Alice15	.20	.25
Pink Elegans15	.20	.25
Prof. Sargent15	.20	.25
Queen of Hearts15	.20	.25
Rose Emery15	.20	.25
Sarah Frost15	.20	.25
White Hibiscus15	.20	.25

Camellia Sasanqua Liners

Minimum Order — 10 of a Variety

MINE-NO-YUKI (Snow on the Mountain)

	10	100	1000
6- 8 inch	\$1.50	\$13.50	\$125.00
8-12 inch	1.75	16.50	150.00
12-18 inch	2.50	24.00	220.00

ROSEA

6- 8 inch	1.25	11.00	100.00
8-12 inch	1.50	13.50	125.00
12-18 inch	2.50	17.50	150.00

Address all Camellia Orders to Flowerwood Nursery,
Loxley, Alabama.

SUGGESTIONS FOR PLANTING CAMELLIA AND SASANQUA LINERS

These liners should be planted in a well prepared bed or field with a Ph of 4.5 to 6.0. It is very important that they have good drainage and that they not be planted too deep. Under our lath houses we plant them approximately 14" apart for a 2-year setting. Also, we plant out in the field in 42" rows about 22" apart and cultivate with a tractor. The above is only mentioned as a suggestion as different conditions will take different planting.

Rare Camellia Grafts

We are only listing grafts of the new varieties which we consider extra fine. We have limited quantities of other rare varieties one and two year grafts. We invite your inquiry, if you are interested in varieties not listed.

All grafts were made on heavy field grown stock of vigorous varieties.

1 year grafts\$10.00

Dorothea Blanche	Thelma Dale
Ruth Royer	High Hat
White Daikagura	Tinsley
(Joshua Yootz)	Prince of Orange
Mary Charlotte	

2 year grafts\$12.50

High Hat	Ara-Jishi
Ward Daikagura	Black Dragon
Dorothea Blanche	Admiral Nimitz
Mary Charlotte	Woodville Red
Bessie Morse Bellingrath	Yuki-Botan
Rosea Superba, Var.	

Rare Camellias, Group I

Adolphe Audusson	Magnoliaeflora
Admiral Nimitz	Marchioness of
Anne Lindberg	Exeter
Ara-Jishi	Rosea Superba, Var.
Black Dragon	Rose Dawn
Daikagura	St. Andre
Eugene Lizze	Swan
Haku-Rakuten	Vedrine
La Reine, Var.	Woodville Red
Lindsey Neil	Yuki-Botan
Madame Chiang Kai-Shek	

Prices Rare Camellias, Group I

Priced Each	Bareroot	B & B
12-18 inch, Branched	\$2.00	\$ 2.50
18-24 inch, Branched	3.25	4.00
24-30 inch, Light Specimen		7.00
2-2½ feet, Specimen		12.50
2½-3 feet, Specimen		15.00

Address all Camellia Orders to Flowerwood Nursery,
Loxley, Alabama.

Rare Camellias, Group II

Alba Plena	Emperor of
C. M. Hovey	Russia
Colletti Maculata	Empress
Col. Fiery	Florence Stratton
Debutante	Goshoguruma
Duchess of	Gov. Mouton
Sutherland	H. A. Downing

Rare Camellias, Group II (Continued)

IL Tramento	Princess
Kumasaka	Nagaskie
Kumasaka, Var.	Purple Dawn
Lady VanSittart	Rasen Zome
Laurel Leaf	Rev. John Bennett
Lotus	Sara-Sa
Madge Miller	Scarlett O'Hara
Margaret Higdon	Sept. Morn
Mary E. M.	Snowdrift
Mrs. Chas. Cobb	St. Elmo
Nagasaki	Suibijin
Pink Ball	Sweeti Vera
Pride of Greenville	Tutonia
Pink Star	Victory White
	White Empress
	White Giant

Prices Rare Camellias, Group II

Priced Each	Bareroot	B & B
12-18 inch, Branched	\$1.25	\$ 1.50
18-24 inch, Branched	2.00	2.50
24-30 inch, Light Specimen		4.00
2-2½ feet, Specimen		7.50
2½-3 feet, Specimen		10.00

Camellias, Class A-1

Anna Frost	Margharita
Blush Hibiscus	Caleoni
Brilliant	Mihata
Candidissima	Monarch
Chandleri Elegans	Otome
Corine Fonde	Pink Perfection
Duncan Bell	Pride of Houston
Eleanor Haygood	Quartette
Elena Nobile	Queen Bessie
Elizabeth Arden	Ross
Fanny Bolis	Smiling Beauty
Festiva	Sukiya
Gigantea	Triphosa
Haku-Bai	Victor Emanuel
Herme	Waterloo

Prices Camellias, Class A-1

Priced Each	Bareroot	B & B
12-18 inch, Branched	\$.75	\$ 1.00
18-24 inch, Branched	1.50	2.00
24-30 inch, Light Specimen		3.00
2-2½ feet, Specimen		6.00
2½-3 feet, Specimen		8.00
3- 4 feet, Specimen		10.00



24-30 inch, Light Specimen Camellia B&B




18-24 inch, Branched Camellia B&B

Camellias, Class A

Abby Wilder
After Glow
Amabilis
Anna Zucchini
Ama-No-Kawa
Austill Pink
Bealli Rosea

Bella Romana
Caldwell
Cameo Pink
Caprice
Cardinal
 Richielieu
Concordia



Single-stemmed Camellia B&B



12-18 inch, Branched Camellia B&B

Camellias, Class A (Continued)

Cup of Beauty	Prince Eugene
Deep Red	Napoleon
Derbiana	Princess of India
Duc de Orleans	Prof. Sargent
Elizabeth	Queen of Hearts
Emperor.	Rainy Sun
Empress of India	Red Prince
Enrico Bettoni	Rose Emery
Fishers Rose	Sarah Frost
Jarvis Red	Shell Pink
Kellingtonia	Surprise
Mon Louis Pink	T. K., Var.
Moss Point, Var.	Variabilis
Nishiki Gasane	White Hibiscus
Old Rose	

Prices Camellias, Class A

Priced Each	Bareroot	B & B
12-18 inch, Branched	\$.60	\$.85
18-24 inch, Branched95	1.25
2-2½ feet, Light Specimen		2.50
2-2½ feet, Specimen		4.50
2½-3 feet, Specimen		6.00
3 -4 feet, Specimen		8.50

Address all Camellia Orders to Flowerwood Nursery,
Loxley, Alabama.

CAMELLIA SASANQUAS

A very hardy species of Camellia that blooms in the fall when nothing else is in color. It is much hardier than Camellia Japonica and will grow in a wider soil range and will stand a greater excess of moisture.

ROSEA — Deep rose pink. Single. Profuse bloomer.

MINE-NO-YUKI — White, large, full peony form. Tall spreading growth. Light green foliage.

Camellia Sasanqua

Mine-No-Yuki (Snow on the Mountain) Rosea

Priced Each	Bareroot	B & B
18-24 inch, Branched	\$.55	\$.75
24-30 inch, Branched80	.95
30-36 inch, Branched	1.15	1.50
3- 4 feet, Branched		2.00

DESCRIPTION OF CAMELLIAS

ABBY WILDER — Peony shaped double white flowers of medium size. Some of the flowers have an occasional stripe of pink. This is a fast grower, and makes a fine bush.

ADMIRAL NIMITZ (Kishu Tsukasa) — The leaves are straight, light green, pointed and heavily grained, similar to Laurel Leaf. Flower is large and a beautiful shade of pink with an occasional petal mottled with white. Flower opens flat, mid-season to late bloomer.

ADOLPHE AUDUSSON — This is one of the finest types of semi-double camellias, varying from deep red to red and white variegated, with very large 5 to 6-inch blooms, with prominent stamens irregularly arranged among the heavy textured good petals. Handsome, large deep green leaves.

ADOLPHE AUDUSSON SPECIAL — Sport of Adolphe Audusson, flowers having a particularly beautiful variegation and oftentimes comes with extra petals interspersed with the stamens.

AFTERGLOW — Cup shaped, semi-double white with pink stripes.

ALBA PLENA — The finest of all white camellias. The pure white, wax-like full double flowers are about 4 inches in diameter, of perfect symmetry. Splendid for cut flowers. Harder to propagate than most varieties.

AMABILIS, PINK — Medium, single pink flower, stamens in a broad compact crown. Early bloomer.

AMABILIS, VARIEGATED — Pale pink striped deeper pink. Medium single. Early bloomer.

AMA-NO-KAWA — Semi-double white — A very vigorous grower.

ANNA FROST — Semi-double, large loose peony type, dark blood red in color. Large, round and thick green shiny leaves.

ANNA ZUCCHINI — Medium, semi-double white with occasional solid pink sport. Medium compact growth.

ANNE LINDBERGH — Medium sized, semi-peony form. Rose-red, vigorous upright growth.

ARA-JISHI (Aloha) — Large, double, salmon-red, peony type flower. It blooms very early. The first flowers come in July and often times blooms through the camellia season. Because of the early blooming habit, we expect this

camellia to be very popular in the areas which have damage from cold weather.

AUSTILL PINK — Light pink, medium, semi-double to peony form.

BEALLI ROSEA — Double rose pink, which when first opening the flowers resemble a rose bud. The natural habit is for this variety to grow into a round compact bush.

BELLA ROMANA (Madam Strekaloff) — A medium sized camellia, with large light pink petals profusely striped and splashed with streaks of crimson.

BESSIE MORSE BELLINGRATH (Toki-No-Hagasane) — A large semi-double flower, white with a faint blush of pink. A compact grower which blooms mid-season.

BIG BEAUTY — White blotched and dashed pink. Large, semi-double to semi-peony form. Vigorous, upright growth.

BLACK DRAGON — This is the English translation of a Japanese name of this variety which we imported from Japan before the war. It is an outstanding camellia. Flowers are very large and very dark red and resemble in color Mrs. Charles Cobb and in form of the Victor Emmanuel. The edges of the petals are crimped and are of a much deeper shade than the balance of the flower. The flowers that we have exhibited have attracted a great deal of attention.

BLUSH HIBISCUS — A very large semi-double white with blush pink center. It makes a vigorous upright spreading type growth.

BRILLIANT — Full double red. Petals curve slightly at edges. Mid-season bloomer.

CALDWELL — Peony form light pink flowers the size and shape of Professor Sargent.

CAMEO PINK — A very lovely camellia of a soft delicate shade of pink. Full double symmetrical form, showing golden stamens in center when fully open.

CAMPBELL ASHLEY, Var. — Same type and characteristics as Campbell Ashley only is dark red and white.

CANDIDISSIMA — A pure white full-double. A very profuse late season bloomer. Slow compact type growth.

CAPRICE — Medium peony white. Vigorous upright grower. Mid-season bloomer.

CAPTAIN MARTIN'S FAVORITE — Full double flowers of a deep pink color splotted with white. A slow upright compact grower. Mid-season bloomer.

CARDINAL RICHELIEU—Large semi-double to loose peony form. Rose Red. Vigorous compact grower. Mid-season to late bloomer.

CHANDLERI ELEGANS — A most spectacular camellia. Large, loose peony form flowers, 5-6 inches in diameter, with broad outer flat petals, and a thick center cluster of petaloids interspersed with yellow stamens. Variegated, cherry red to light pink, splotted with white. A heavy bloomer, with dark green shiny foliage.

CLARA G. MYRICK — Medium large, complete double of a deep rose pink. A compact grower.

C. M. HOVEY (Mathotiana Variant) — Very double camellia, with a high pointed center. The huge flowers are a uniform shade of brilliant scarlet with pure white blotches. The very large petals are beautifully veined and textured.

C. M. WILSON — A light pink sport of Ch.Elegans. This is an outstanding camellia with all the features of the Ch. Elegans.

COLLETTI MACULATA — A variegated peony form dark red and pure white, some flowers having the white predominating and some predominantly red. The petals vary from small petals in the center to large flat petals on the outer edge. A very few stamens show in the middle.

COL. FIREY (Mississippi Hastie)— A large deep crimson extremely double flower. Late bloomer. Dark green foliage.

CONCORDIA (Prince Albert)— Pink and white variegated peony form. Occasionally there is an all pink flower, and sometimes there are both peony and rose form flowers on the same plant.

CORINNE FONDE — Incomplete double, orange-red compact grower.

COUNTESS OF NIEUPORT — Semi-double pink with loose peony center.

COUNTESS OF ORKNEY — Large formal double white streaked with varying shades of pink.

COWAN'S PINK — A formal white with flecks of pink. Profuse bloomer.

CREOLE PINK — A large single dusky pink.

CUP OF BEAUTY — Semi-double, deep pink, vigorous bushy growth.

DAIKAGURA — An outstanding camellia with large, thick peony type blossoms. Sometimes solid pink and other times pink splotched with white.

DAITERIN (Pink Fimbriata)—Light rose pink. Large, single with mass of petaloids in center. A very fine single.

DEBUTANTE — Large, full peony form, shell pink. Vigorous grower. Early to mid-season bloomer.

DEEP RED — Mid-season — Medium size, peony type red blooms.

DERBIANA — Semi-double to peony form dark red with stamens intermingled with petaloids in center. Very vigorous grower.

DONKELAARI — A very large semi-double red slightly marbled with white. Slow bushy growth.

DORIS MADALIA — Large, semi-double, dark pink blooms marbled with white. Often shows stamens intermingled with twisted petals in the center.

DOROTHEA BLANCHE — Delicate pink shaded white. Large, semi-double to peony form. Vigorous upright growth. Mid-season bloomer.

DUC D' ORLEANS (Marguerite Guillon)— A semi-double pink and white, often solid pink, with stamens interspersed with inner petals. A very free bloomer.

DUCHESS OF SUTHERLAND—Large semi-double creamy white, with one or two pink stripes on one petal. The outer petals are large and flat, and the inner petals are curled. Has prominent circles of stamens. This beautifully formed camellia is considered one of the finest of the Magnolia Garden varieties.

DUNCAN BELL (Mrs. Meno A. Ladnier)—The blossoms are six inches in diameter, a beautiful orange-red, with large flat, regularly imbricated outer petals, and numerous irregularly arranged small petals in the center, different from any other camellia we have seen. A fast, tall-growing plant, with giant shiny leaves.

ELEANOR HAYGOOD — Large, delicate, pale pink. Rose form, late bloomer, vigorous bloomer.

ELEANOR OF FAIROAKS — Large semi-double to peony form — deep ruby red marbled white. Vigorous, upright, spreading growth.

ELENA NOBILE — Imbricated, medium sized flame red flower, blooms in mid-season.

ELIZABETH (Montironi) — Porcelain white, occasionally a flower will have some pink in it, or there may be an all-pink bloom. The edges of the petals are incurved. A beautiful flower and a handsome evergreen.

ELIZABETH ARDEN — Double variegated, color ranging from white with rose stripe to rose. Blossoms when first open have a rose-bud center but later show stamens. A vigorous healthy growing plant.

ELIZABETH BOARDMAN — White. Large to very large, Hemispherical, fluted, semi-double. Medium compact upright growth.

EMPERATOR — Medium size, deep red, semi-double with petaloids intermingled with stamens.

EMPEROR OF RUSSIA — Large, multicentered double to peony form scarlet red. Slow compact grower. Mid-season.

EMPRESS (Lady Claire, Grandiflora Rosea) — Very large, 6 to 7 inches, semi-double flower. Its broad petals of deep rich pink are arranged around a center cluster of yellow stamens. A strikingly beautiful flower.

EMPRESS OF INDIA — Peony shaped flower of a very unusual and beautiful shade of salmon-pink. Has several outer rows of imbricated petals, with a full center of smaller petals.

ENRICO BETTONI — A large semi-double rose pink. A very heavy bloomer.

EUGENE LIZZE — Beautiful, semi-double to loose peony-form, cherry-red marbled with white. This is said to be a sport of Donkelaari and has its characteristics of growth.

FANNY BOLLIS — Large semi-double red flowers, boldly blotched with white, with enormous heavy-textured petals. The deep green leaves are very thick and rather convex.

FESTIVA — Medium size double-rose red blooms.

FISHER'S ROSE — Peony type, rose pink, vigorous upright grower.

FLORENCE STRATTON — Very large formal double. Coloring varies from solid white to solid pink. When flowers are fully open they are very symmetrical with the tips of the petals incurved in a circular design. The flowers exhibited last year in shows caused a great deal of interest. The foliage is very large, crinkled and light green. Very vigorous grower.

GALILEE — Very large, semi-double to loose peony type, pink, vigorous slender growth.

GEN. GEORGE PATTON — Full double, imbricated blossom of the brightest pink. Vigorous upright open growth.

GIGANTEA — An immense semi-double red with white markings and prominent circle of stamens. Large foliage, irregular upright growth.

GIGANTEA ALBA — White. Very large, single. Vigorous, upright growth.

GLEN 40 — Deep red. Large, formal to rose form double. Slow, compact, upright growth.

GLOIRE DE NANTES (Leana Superba) — A large semi-double vivid red flower, with long yellow stamens interspersed with the center petals. Thick dark green, waxy leaves. A very compact grower.

GOSHOGURUMA — Large semi-double dark red with very prominent mass of stamens in center. Compact slow grower. Mid-season.

GOVERNOR MOUTON — A free-blooming variety, with medium size peony form flowers, varying from solid dark red to red and white. The flowers resemble somewhat the Colletti Maculata, but the red is not as brilliant, and the outer petals are generally spreading in habit of growth.

H. A. DOWNING — Very large, loose semi-double flowers of deep red, with stamens showing among the petals. A bushy, slow-growing variety, and late bloomer.

HAKU-BAI — Medium size, semi-double white blooms.

HAKU-RAKUTEN — The flowers are large, semi-peony form, and pure white in color. Vigorous grower.

HANA-GURUMA — Deep red, vertical variegation on white. Large, peony type.

HERME (Jordan's Pride, Hikari-Genji, Jenny Lind) — Very large, semi-double white flowers, with red and pink stripes and splotches. Slightly fragrant. Early bloomer, tall, rapid grower. One of the most popular and most satisfactory of all camellias.

HERME, PINK — Deep pink Sport of Herme.

HIGH HAT — Sport of Daikagura. Large loose peony form flower of a pale pink.

HOFFHEIM'S, VAR. — A semi-double white with pink markings scattered throughout the bloom. Compact grower.

ILL TREMENTO — Formal double light pink with specks of white. Similar to Laurel Leaf only in flower. Mid-season bloomer. Compact grower.

IMURA — Semi-double white. Medium-size blooms. Long narrow, dark green foliage. Mid-season bloomer.

IWANE-SHIBORI — Large semi-double bright cherry red with white mottlings. Occasionally a solid red flower is produced.

JARVIS RED — Deep scarlet red, semi-double, with yellow stamens; heavy bloomer. A beautiful and most satisfactory garden variety that holds its popularity year after year.

KAGIKU — A medium-sized double white with petals arranged in star formation. Slow grower.

KELLINGTONIA — Red and white peony type flower. Blooms heavily every year. A rapid, compact grower, with dark green, glossy leaves.

KENNY — Semi-double deep rose pink with a few white blotcher in center. Compact grower.

KUMASAKA (Beni-Korake, Lady Marion)— One of the finest of all pinks. A deep glowing pink with very broad outer petals around a large inner circle of curled petaloids. When fully open, some stamens show through the petaloids.

KUMASAKA, VAR.— A variegated form of Kumasaka — Rose pink blotched white.

LADY ALICE — Flowers peony form, lovely shade of red.

LADY ALLINGHAM — Peony red with white variegation. Loose upright grower.

LADY CHARLOTTE — Clear Pale Pink. Large, semi-double. Vigorous, upright, compact growth.

LADY MARY CROMARTIE — Extremely large deep pink semi-double camellia, showing stamens in clustered arrangement. This flower frequently has aberrant petaloids among the stamens.

LADY VAN SITTART — A medium sized semi-double with three rows of broad wavy edged petals showing golden stamens in center. A very heavy bloomer.

LA REINE VARIEGATED — Believed to be a sport of Lady Mary Cromartie. Same type flower except for large spots of white variegation.

LAUREL LEAF (Lallarook)—Imbricated full-double of perfect symmetry, with a salmon rose-pink center, shading to a deeper rose on the tips of the incurved petals. Some blooms have small flecks of white variegation.

LETITIA SCHRADER — Dark red, very large, medallion-shaped peony form. Medium compact upright growth.

LIBERTY BELL — White. Large, semi-peony form. Vigorous, semi-upright growth.

LILA ROSA — Clear pink, large full peony form. Vigorous Compact growth.

LINDA BARRY — White shaded rose pink. Medium semi-double to rose form double. Medium bushy growth.

LINDSEY NEIL — Beautiful semi-double to peony form, dark red with well defined white markings. Petaloids intermingled with stamens. Dependable bloomer, very slow compact grower.

LOTUS — A very large white, semi-double, vigorous upright grower.

LUCILLE FLANAGAN — A very large red, semi-double with trumpet of petaloids.

LURIE'S FAVORITE — Soft lavender pink. Large, semi-double. Vigorous, compact, upright growth.

MADAM CHOCHET — Pink and white semi-double. Medium, upright open growth.

MADAME CHIANG KAI-SHEK — Large semi-double deep rose-pink flecked with white with prominent circle of stamens. Beautiful in its simplicity.

MADGE MILLER — A large white incomplete double, medium upright growth.

MAGNOLIAEFLORA — An unusual shaped blossom of the most delicate shade of blush pink. Nine to ten large petals in a double row open concavely around a small center group of loosely curled inner petaloids with a few golden stamens.

MARCHIONESS OF EXETER — Beautiful light pink, large full peony form. Vigorous spreading loose growth.

MARCHIONESS OF SALISBURY — Dark red marked white. Medium, peony form. Slow bushy growth.

MARGARET HIGDON — Large semi-double rose pink, dark green foliage, upright grower. Dependable mid-season bloomer.

MARGARET HIGDON, VAR. — Same type and characteristics as Margaret Higdon only is variegated.

MARGHARITA CALEONI — Formal double flower with very unusual red and white markings. Has large rosebud center. Good grower and profuse bloomer.

MARY CHARLOTTE — A beautiful shade of delicate pink. Medium large, flat peony form. Vigorous, compact, upright growth.

MARY E. M. (Rev. John G. Drayton) — A loose peony-like flower of deep pink, wavy petals, intermingled with golden stamens. Light green foliage, late bloomer.

MEIGS, VARIEGATED — Full double blooms. Pink and white variegated.

MIHATA — Large single red with very prominent red stamens.

MONARCH — Deep pink, sometimes spotted white. Large full peony form. Medium compact growth.

MONJISU — Medium-sized rose red, loosely petaled, semi-double. Petals curve up at outer edge. Mid-season bloomer.

MON LOUIS PINK — Vigorous grower with pleasing pink semi-double flaring type flower.

MOSS POINT, VAR. — Pink peony, firm mottled with white. Vigorous open grower. Mid-season to late bloomer.

MRS. CHAS. COBB — Full peony form camellia of the deepest red. Very large petals with only a few petaloids. This variety has unusually nice foliage and is a vigorous grower. Among the best in the Magnolia Gardens varieties.

MRS. WM. THOMPSON — Large semi-double white with a faint tinge of pink.

NAGASAKI (Lady Audrey Buller, Tenninkwan) — A magnificent camellia, with big semi-double blossoms and prominent stamens. The large, thick crinkled petals ranging in color from snow white to carmine, are attractively wavy, and slightly convex in shape.

NISHIKI GASANE — Red semi-double mottled with white. Vigorous compact grower. Mid-season.

NOBILISSIMA — Double white, petals twisted and inter-mixed through stamens. Blooms freely and early.

OLD ROSE — Semi-double. In bud form, it looks very similar to a red rose. Large foliage.

OTOME — Medium, formal double, light pink. Slow compact grower. Mid-season to late bloomer.

PAULETTE GODDARD — Red, very large, semi-double to loose peony form. Vigorous, upright growth.

PEARL HARBOR — Dark red. Large, irregular semi-double. Vigorous, upright growth.

PINK BALL — Irregular peony type flower, shell pink color deepens as flower ages. A vigorous upright grower.

PINK ELEGANS — Light Pink. Peony form. Vigorous grower. Mid-season to late.

PINK PERFECTION — The most universally popular of all camellias. The medium sized double wax-like flowers, of perfect symmetry and exquisite texture, are a delicate shell pink. Blooms profusely from November to March and begins blooming when quite young. Perfect for corsages and cut flowers.

PINK STAR — Large rose-pink petals heavily veined. Irregular semi-double with inner petals in freshly opened bloom resembling a star.

PRIDE OF DESCANSO — White. Very large, semi-double to loose peony form. Vigorous, upright growth.

PRIDE OF GREENVILLE — Bright red. Large, full peony form. Vigorous, upright growth.

PRIDE OF HOUSTON (Ross) — A large semi-double salmon pink flower, with occasional small spots of white. The center petals are loosely twisted among golden stamens. This is a fine variety for cut flowers, as the stems are very long. Among the latest to bloom in the season.

PRINCE EUGENE NAPOLEON (Imbricata Rubra Plena, Pope Pius IX) — Scarlet, full double, heavy bloomer, and good grower. A fine garden variety because of its heavy blooming.

PRINCE OF ORANGE — Orange Red. Large loose peony form. Willowy growth.

PRINCESS NAGASKIE (Chiyoda Nishiki)—A beautiful camellia with large semi-double soft pink blossoms marbled white and rose pink. It makes a vigorous, low spreading type growth.

PROF. C. S. SARGENT — Dark crimson, very full, round peony type. Medium to large-sized flowers, very free bloomer, hardy. A fine standard variety.

PURPLE DAWN (Mathotiana Rubra, Purple Emperor)—An immense, full double, rose-form flower of lake purple, the outer edges of which turn deep purple as the flower gets older. When fully open it shows short stamens in the center. Due to grafting and intensive propagation this variety often sports a variegated flower.

QUARTETTE — White blotched and lined light red and rose pink to solid red. Large semi-double.

QUEEN BESSIE — A white semi-double flower of 3 to 4 inches with stamens. A late bloomer.

QUEEN OF HEARTS — Semi-double ranging in color from pink to white. Almost every bloom on the bush is different. Blooms late.

RAINY SUN — Deep pink, semi-double.

RASEN ZOME — This is a beautiful camellia which we imported from Japan before the war. The leaves are dark green, heavily veined and frequently variegated. The flowers are a very beautiful unusual light pink resembling in form and size the Eugene Lizze. Both the flowers and foliage are beautiful. We think it is one of the new varieties that is well worth having.

RED PRINCE — Red. Large peony form.

REV. JOHN BENNETT — Very large, loose semi-double salmon pink, with prominent stamens. The center petaloids are often streaked with white. The petals are beautifully veined. The plant has long narrow dark green foliage, and is a very good bloomer.

ROSEA SUPERBA, VAR. — Deep rose pink with white variegation. Very large rose form double. Vigorous, compact upright grower. One of the finest varieties.

ROSE DAWN — Large rose pink formal flowers similar in form and shape to Alba Plena. A good many of our plants in this variety come variegated which we think adds to its beauty.

ROSE EMERY — Fire red. Medium, full peony form resembling a carnation.

ROSE GLORY — Light rose pink. Large semi-double. Medium, compact, upright growth.

RUTH ROYER — This beautiful flower is a sport from the Pink Duchess of Sutherland. It is pink and white with moire markings. The shading from clear pink to pure white makes a brilliant blossom. In flower shows it attracts more attention than any we have exhibited.

SAIFU — This is a dark pink variegated flower with red veins in the petals. The flowers have a small group of yellow stamens in the middle and 5 to 6 rows of large petals that stand out individually. The leaves are small, dark green with heavy veins and the foliage is very dense.

SARA-SA (Calico)— A large, semi-double, creamy blush white camellia, striated and flecked with purplish red, with approximately twelve large flat round petals. A very lovely flower.

SARAH FROST — Full double, rose form camellia of medium size. Deep rose red, very hardy, strong vigorous grower.

SCARLETT O'HARA — This is a sport of the lovely Colonel Firey. The large, deep scarlet, closely imbricated petals have an occasional small splotch of white. Both of these varieties have long stems which make them very desirable for corsages and cut flowers. Very late blooming variety.

SEPTEMBER MORN (Yokei Haku)— A very early white, generally blooming the first part of September and continuing until about Christmas time. The forms of the flowers vary but usually resemble those of Ch. Elegans. The outer petals are large and frequently very beautifully tinted with a baby pink blush. The petaloids are generally creamy yellow which is the nearest of any camellia to yellow.

SHELL PINK — Medium size peony type — blooms of light pink.

SMILING BEAUTY — Semi-double bloom of a very delicate pink. Dark green foliage.

SNOWDRIFT — A lovely, pure white camellia, with large semi-double blooms. The arrangement of the petals around the center cluster of stamens is very attractive, and the texture of the petals is of a very good, lasting quality.

ST. ANDRE — Very large semi-double bright red. Upright grower. Mid-season.

STATE LINE, VARIEGATED — Semi-double, dark red with variegation Profuse bloomer.

ST. ELMO (Augusta Wilson)— Soft pink. Medium large, full peony form. Vigorous upright growth.

SUIBIJIN — Light pink flecked white. Large semi-double.

SUKIYA (*Camellia Saluenensis*)— Very fragrant, small single of a very delicate shade of lavender. Heavy bloomer makes fine shrub.

SURPRISE — Semi-double to peony pink with deeper pink markings.

SWAN — This is a semi-double white with long thin snow-white petals shaped like the Imura and the White Hibiscus. It is a very fast, healthy grower and blooms prolifically which makes it a very desirable camellia.

SWEETI VERA — A loosely formed, irregularly shaped full camellia, the ground color of which is light pink. The large petals are flecked and dashed with a deeper shade of pink, and the center petals, which are slightly scalloped, have stamens interspersed among them.

THELMA DALE — Beautiful shade of pink. Large, irregular semi-double to rose form double. Medium, spreading growth.

TINSLEY — Two-toned flesh pink with the color fading to almost white at the outer edge of the petals. Medium size, semi-double.

T. K. VARIEGATED — Semi-double, medium size. Light pink with darker pink margin. Most dependable variety.

TRICOLOR SIEBOLDI — Waxy white striped red. Large, slightly cupped semi-double. Vigorous, compact, upright growth.

TRIPHOSA (*LEUCANTHA*)— Medium, semi-double white. Vigorous, spreading growth. Mid-season.

TUTONIA — White or Pink — Full double rose type with the tips of the petals curved inward and petals overlapping each other symmetrically. Grows very slowly and compactly.

VARIABILIS — Semi-double with loose petal arrangement. White, striped with rose and pink.

VEDRINE — Ruby red. Large, semi-double to loose peony form. Vigorous, upright spreading growth.

VICTOR EMMANUEL (*Blood of China*)— A huge peony-form flower of deep orange-red. Distinctly different formation of the bloom from any other camellia. Small round leaves, grows bushy and compact.

VICTORY WHITE — Semi-double peony type. Numerous small petaloids are intermixed with stamens.

VILLE DE NANTES — Dark red blotched white in varying degrees. Large, fimbriated semi-double. Medium, compact grower.

VIRGINS BLUSH — White flushed faintest pink. Medium, semi-double to peony form. Vigorous upright growth.

WARD DAIKAGURA — Exceptional fine variegated sport of Daikagura.

WATERLOO (Etherington White) — Semi-double white flowers, with large petals of crepe texture, the edges of the petals being fluted.

WHITE EMPRESS — Large semi-double white with golden stamens. Early bloomer, attractive dark green foliage.

WHITE GIANT — Semi-double pure white; upright and vigorous grower. Blooms mid-season.

WHITE HIBISCUS — Single to semi-double. Petals long and narrow and snowy white. An early bloomer.

WHITE MYORENJI — Medium size semi-double. White, early profuse bloomer.

WHITE PINE CONE — White. Large semi-double resembling a pine cone before opening. Vigorous, upright growth.

WILLIAM PENN (Purple Peony) — Peony type, outstanding for its almost purple coloring of red sometimes marked with white.

WOODVILLE RED — One of the largest peony form, light red flower. A vigorous upright grower with a light green foliage. It is a very fine camellia.

YEZO NISHIKI — This is a tri-color we imported from Japan and, in our opinion, is the finest of all the tri-colors. Flowers are nearly as large as the Nagasaki. Most of the petals are creped, and the colors which vary from almost solid pink to almost pure white, are unusually pretty shades. It is a strong grower and a beautiful yard plant. The flowers are considerably larger than any other tri-color.

YUKI-BOTAN — A very fine white camellia with large loose peony type flowers. Large, round glossy green foliage. A good grower and bloomer. Mid-season. We think this is one of our best varieties.

CONTROL OF INSECT PESTS AND DISEASES

The following spray schedules are taken from Circular 84, of the Agricultural Experiment Station of the Alabama Polytechnic Institute, Auburn, Ala.

SPRAY SCHEDULE FOR AZALEAS

TIME	Spray	Pests
1. In spring just after blooming	White-oil emulsion* 1 gal. Powdered derris 1½ lbs. Black-Leaf 40—1 pt. Water 100 gals.	Lacebug Thrips Mites
2. Last of May or first of June	ditto	Mealybug Lacebug Thrips Mites Peony scale
3. Last of Sept.	ditto	ditto

SPRAY SCHEDULE FOR CAMELLIAS

TIME	Spray	Pests
1. First of April	White-oil emulsion* 2 gals. Water 100 gals.	Scale insects Mites
2. Last of Sept.	White-oil emulsion* 1½ gals. Water 100 gals.	Scale insects Mites

PROPORTIONS FOR MIXING AZALEA SPRAYS

Water	White-oil emulsion	Powdered derris	Black-Leaf 40
1 gal.	3 level tablespoons	2 level tablespoons	1 teaspoon
6 gals.	½ pint	1½ ozs.	6 teaspoons
12 gals.	1 pint	3 ozs.	2 ozs.
50 gals.	½ gal.	¾ lb.	½ pint
100 gals.	1 gal.	1½ lbs.	1 pint

PROPORTIONS FOR MIXING CAMELLIA SPRAYS

Water	White-oil emulsion		
	1-100	1½-100	2-100
1 gal.	3 level tablespoons	4½ level tablespoons	6 level tablespoons
6 gals.	½ pint	¾ pint	1 pint
12 gals.	1 pint	1½ pints	1 quart
50 gals.	½ gal.	¾ quarts	1 gal.
100 gals.	1 gal.	1½ gals.	2 gals.

*Such as Florida Voick.

To supplement this spray schedule on azaleas, parathion can be very effectively used to clean up an infestation of thrips whenever they appear. Mix 1 lb. of 15% wettable parathion powder with 100 gal. of water. If available, add recommended dosage of spreader sticker to solution.

If infestation of scale appears on camellias in cold or hot weather when oil application is likely to cause damage, an effective cleanup job can be accomplished with parathion. Use 3 lbs. of 15% wettable parathion to 100 gal. of water. Also add recommended dosage of spreader sticker to solution if available.

NOTE — Observe all precautions listed by manufacturer in the use of parathion.



Prof. C. S. Sargent 24-30" light specimen. A perfect landscape plant. Unsurpassed as a root stock for grafting.

See the real values we have to offer in these heavy field grown plants.

